

SURAH AL-IKHLAS FOR KIDS

A Fun & Interactive Activity Book for
Memorization & Understanding



For young
kids
4+



CONTENTS

I	A letter to the parents	2
II	How to use this workbook	3
III	Structure of the session	4
IV	Educational tips & required equipment	5
V	Surah Al-Ikhlās	6-7
VI	Session 1	8-10
VII	Session 2	11-13
VIII	Session 3	14-16
IX	Session 4	17-19
X	Session 5	20-22
XI	Session 6	23-24
XII	Certificate	25

A LETTER TO THE PARENTS

Parenting in today's world comes with unprecedented challenges. With countless distractions competing for our children's attention, we often find ourselves struggling to keep up. Screens, reduced outdoor play, and a growing sense of disconnection have made our role as parents more difficult than ever. This is why we must be intentional and fully present in our children's lives—because if we are not mindful, distractions can easily take over.

When it comes to teaching our children about Islam, it should always be done with kindness and love. However, due to time constraints, we often rely on external learning environments where teaching methods may not always align with the gentle approach Islam encourages. Forceful methods rarely yield lasting results, and in today's digital era, they are even less effective.

I strongly believe that children should first be introduced to the love and mercy of our Creator. Discussions about consequences and accountability should come gradually, with a strong foundation of love established first—ideally up until they reach the age of seven.

My hope is that this workbook brings joy and warmth into your home, inspiring you to teach your children about Islam in a positive, engaging, fun, and loving way.

After all, children are the future of this world and, with the right guidance, can be our path to Paradise.

Allah knows best.

HOW TO USE THIS WORKBOOK

The goal of this workbook is to help your child **memorize and understand Surah Al-Ikhlās** through creative and engaging methods that foster learning and bonding between parent and child.

This workbook is **designed for use by one child and a parent** and is best completed over the course of a **dedicated week**. You will need at least six **consecutive days** to work through the activities.

To ensure effective learning, keep each session short and engaging, ideally no longer than **15 minutes**, excluding the “Highlights of the day” section.

Guidelines for Use

- **Pages 5 and 6** contain the full text of Surah Al-Ikhlās. One page should be cut out and given to your child to keep with them throughout the sessions.
- Each session focuses on **one verse per day** to allow for deeper understanding and reflection.

Every session includes:

- **A worksheet** (to be cut out and given to the child at the beginning of the session).
- **An activity** designed to help your child grasp the meaning of the verse through a visual and interactive approach.
- **Parent instructions** to guide you in facilitating the session effectively.

By following this structured approach, you’ll create a meaningful and enjoyable learning experience that strengthens your child’s connection to the Qur’an while making cherished memories together.

STRUCTURE OF THE SESSION

- **Begin with “Bismillah”** to set the intention for learning.
- **Listen to Surah Al-Ikhlās** for 1–2 minutes while pointing to the letters on the page to reinforce word recognition.
- **Recite the verse of the day in Arabic**, encouraging your child to repeat after you.
- **Read the translation** to help your child understand the meaning.
- **Engage in discussion** by asking age-appropriate questions such as:

“What do you understand from this verse?”

“What do you see in this worksheet?”

“Why is this verse important?”

- **Provide the worksheet**, discuss its content, and guide your child in completing it.
- **Explain the verse in simple terms**, making it relatable and easy to grasp.
- **Introduce the activity of the day**, explaining its purpose and setting aside time to complete it.
- **Conclude the session by listening to Surah Al-Ikhlās** again for 1–2 minutes to reinforce memorization and reflection.

This structured approach ensures a balanced and engaging learning experience, fostering both understanding and connection with the Surah.



Educational Tips:

- Play the Surah on repeat daily (for ex. while doing chores).
- Encourage your child to recite along with the reciter.
- Encourage your child to express their ideas and thoughts.
- Encourage them to recite the Surah during bedtime.
- Show them how proud you are of their efforts, not their results.
- You may offer a sweet or a little reward of your choice after each session.
- Most importantly, have fun and enjoy your time spent with your child.

Required Equipment:

- A positive attitude and a smile
- Colored pencils
- Watercolor paint set
- Dot-colored stickers
- Beading wire, beads, and scissors
- Your favorite fish dish
- Taqiyah (cap) for boys / Scarf for girls
- Kids' prayer mat (optional)
- Internet connection
- (for playing the Surah)
- A4 picture frame
- A budget for a reward

Surah Al-Ikhlās

بِسْمِ اللَّهِ الرَّحْمَنِ الرَّحِيمِ

قُلْ هُوَ اللَّهُ أَحَدٌ
اللَّهُ الصَّمَدُ
لَمْ يَلِدْ وَلَمْ يُولَدْ
وَلَمْ يَكُنْ لَهُ كُفُوًا أَحَدٌ



**Bismillah hir rahman
nir raheem**

Qul huwal laahu ahad
Allah hus-samad
Lam yalid wa lam yoolad
Wa lam yakul-lahoo kufuwan ahad



**In the name of Allah, the Entirely Merciful, the Especially
Merciful.**


Say, 'O Prophet, 'He is Allah—One 'and Indivisible';
Allah—the Sustainer 'needed by all'
He has never had offspring, nor was He born.
And there is none comparable to Him.



Surah Al-Ikhlās

بِسْمِ اللَّهِ الرَّحْمَنِ الرَّحِيمِ

قُلْ هُوَ اللَّهُ أَحَدٌ
اللَّهُ الصَّمَدُ
لَمْ يَلِدْ وَلَمْ يُولَدْ
وَلَمْ يَكُنْ لَهُ كُفُوًا أَحَدٌ



**Bismillah hir rahman
nir raheem**

Qul huwal laahu ahad
Allah hus-samad
Lam yalid wa lam yoolad
Wa lam yakul-lahoo kufuwan ahad



**In the name of Allah, the Entirely Merciful, the Especially
Merciful.**

Say, 'O Prophet, 'He is Allah—One 'and Indivisible';
Allah—the Sustainer 'needed by all'
He has never had offspring, nor was He born.
And there is none comparable to Him.



بِسْمِ اللَّهِ الرَّحْمَنِ الرَّحِيمِ


Session 1




Verse 1 - Instructions:

- Recite the verse and read its translation aloud.
- Explore the elements in the picture on the next page together and discuss them.
- Have your child color the picture with colored pencils while listening to the Surah on repeat.
- Once the coloring is complete, pause the Surah, and talk about the meaning of the verse.

The highlight of the day: Visiting the Mosque With Dad

Let them pray one salah with their dad in a mosque. Emphasize the raising of the index finger while reciting Shahada in sitting. Help kids do the same. Explain that it signifies tawheed (monotheism) after prayer.





قُلْ هُوَ اللَّهُ أَحَدٌ

Qul huwal laahu ahad

Say, 'O Prophet,'

"He is Allah—One 'and Indivisible';



بِسْمِ اللَّهِ الرَّحْمَنِ الرَّحِيمِ

Session 2

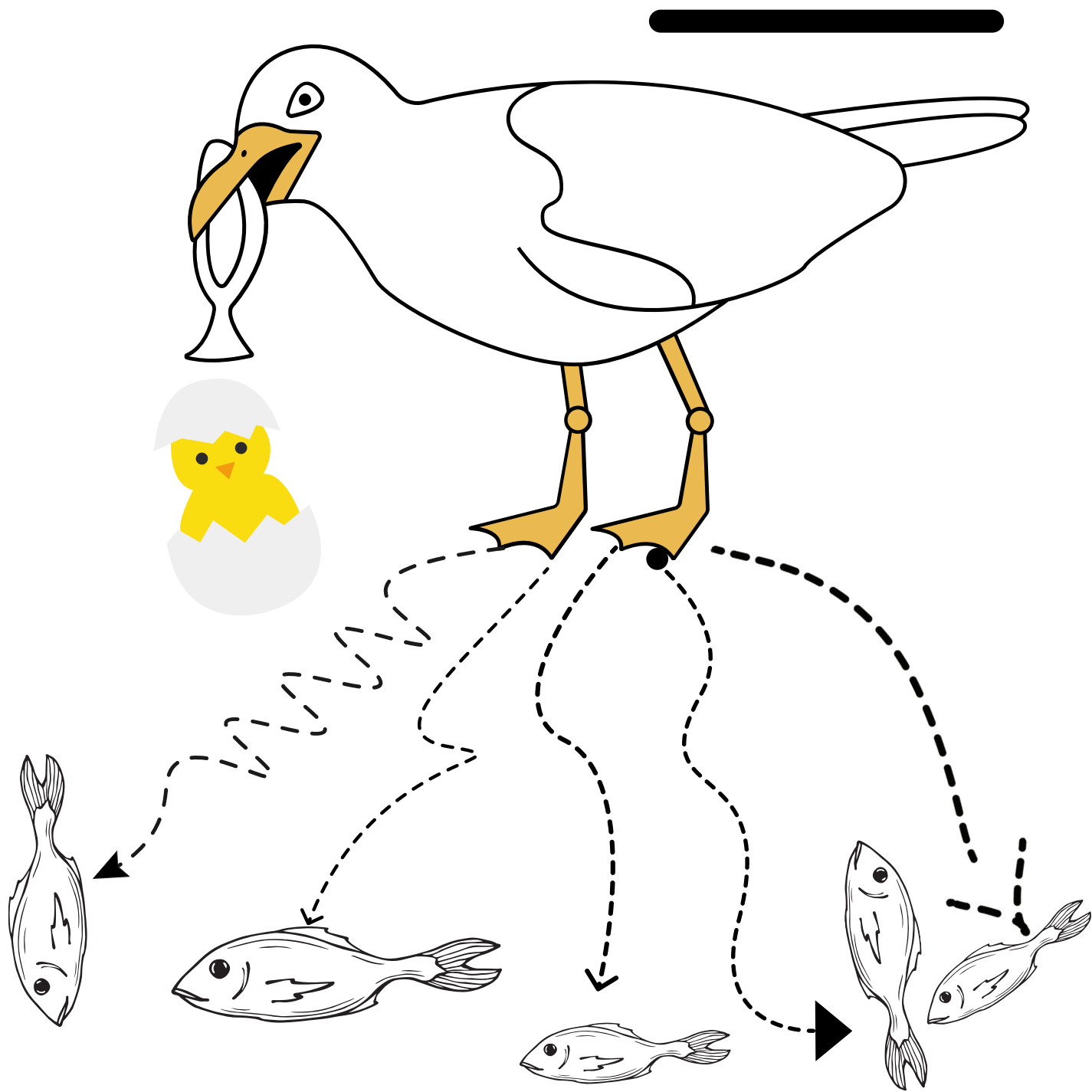
Verse 2 - Instructions:

- Recite the verse and read its translation aloud.
- Ask your child to identify the elements in the picture.
- What is Mama Bird trying to do? Discuss with your child.
- Guide your child to trace the lines, helping Mama Bird bring food to the chick.
- What is this verse telling us? Encourage your child to express their thoughts.
- Count the fish in the picture together and your child write the number in the upper left corner.
- Let them color the picture using colored pencils while listening to the Surah.

The highlight of the day: Cooking With Mom

Take your child grocery shopping to pick out your favorite fish for dinner. Involve them in preparing the meal while discussing the fish's body and facial features praising Allah's creation.





اللَّهُ الصَّمَدُ

Allah hus-samad

Allah—the Sustainer 'needed by all'



بِسْمِ اللَّهِ الرَّحْمَنِ الرَّحِيمِ


Session 3


Verse 3 - Instructions:

- Recite the verse and read its translation aloud.
- Have your child place colorful dot stickers along the black line to form a Tasbih while listening to the Surah.
- Count the beads together, ensuring there are either 33 or 99. Then, have your child write the total number.
- Discuss the concepts of life and death, introducing the infinity sign as a symbol of Allah's eternal existence.

Highlight of the day: Making Tasbih

Guide your child in creating their own Tasbih using beads and beading wire. Encourage them to use it during their prayer later that day.





لَمْ يَلِدْ وَلَمْ يُولَدْ

Lam yalid wa lam yoolad

He has never had offspring, nor was He born.



بِسْمِ اللَّهِ الرَّحْمَنِ الرَّحِيمِ

Session 4

Verse 4 - Instructions:

- Recite the verse and read its translation aloud.
- Discuss the verse. Let the child express his/her thoughts.
- Let them paint the Arabic writing of "Allah" using a watercolor set.
- Discuss the verse. Let the child express his/her thoughts.
- Explain how Muslims do everything in the name of Allah.


Highlight of the day: Hosting Guests



Host a dinner gathering and invite a family with children for a more engaging experience. Involve your child in preparing the house and setting the table, encouraging them to say "Bismillah" with each task. Lead by example and remind them to do the same. Once the guests arrive, your child can proudly share their Tasbih. You can even turn it into a fun activity by inviting the visiting children to create their own Tasbih.

Friendly reminder: I encourage you not to insist that your child recite the Surah in front of guests. If they choose to do so on their own, without being reminded, then let it be a moment of joy and confidence.

As proud as you may be of your little one, asking them to recite in front of people they are not fully comfortable with could create an awkward situation for both your child and everyone in the home. The most important thing is to foster a positive and pressure-free learning experience that allows your child to build confidence at their own pace. 😊



وَلَمْ يَكُنْ لَهُ كُفُوًا أَحَدٌ

Wa lam yakul-lahoo kufuwan ahad
And there is none comparable to Him.



بِسْمِ اللَّهِ الرَّحْمَنِ الرَّحِيمِ

Session 5

Instructions:

The following page is dedicated to free drawing. Encourage your child to recite the Surah while listening to it on repeat. Let them freely express their creativity through a watercolor painting as they reflect on the Surah. Frame their artwork as a meaningful keepsake.

Once the drawing is complete, frame it and display it proudly as a meaningful keepsake. Celebrate your child's effort by expressing your pride and enthusiasm for their hard work.

Now that your child has memorized and understood the meaning of the Surah, encourage them to recite it each morning upon waking up and every night before bedtime.



Name:

Date:

Keepsake Art for Surah Al-Ikhlās



بِسْمِ اللَّهِ الرَّحْمَنِ الرَّحِيمِ

Session 6

Instructions:

Today is a special day for your child to recite Surah Al-Ikhlas in Arabic along with its translation in front of their parents and siblings.

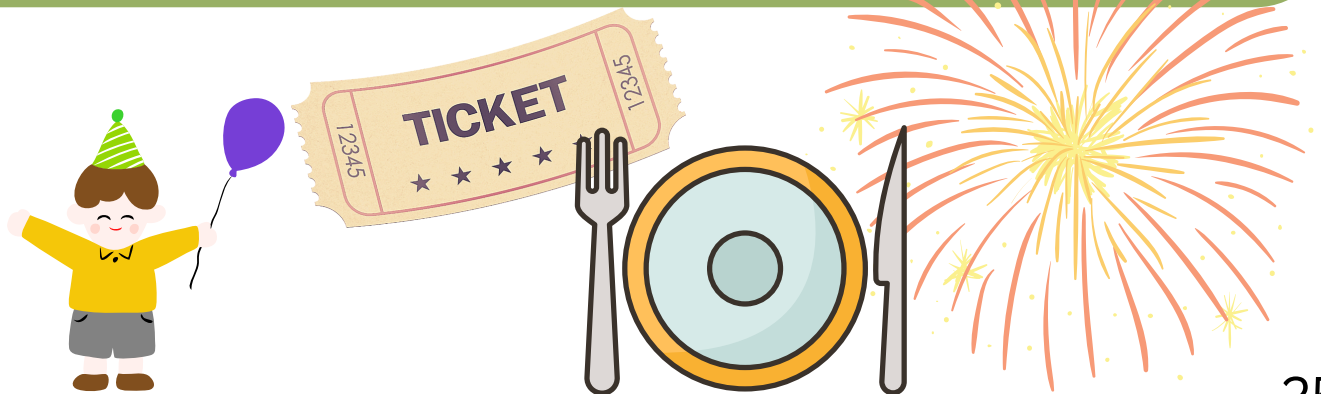
Encourage them to practice throughout the day leading up to dinner. Give your child the opportunity to take center stage and proudly share what they have learned before eating.

A round of applause is well deserved!

After their recitation, present the certificate of completion as a recognition of their dedication and hard work. Then, make the moment even more exciting by announcing a special trip—either of your choice or your child's—as a well-earned reward.

Now, enjoy your dinner together, cherishing this beautiful milestone.

Congratulations on creating another unforgettable family memory!





بِسْمِ اللَّهِ الرَّحْمَنِ الرَّحِيمِ

DATE:

CERTIFICATE

This Certificate is Proudly Given to:

This certificate is awarded in recognition of the participant's dedication and effort in memorizing and understanding Surah Al-Ikhlâs.

Parent's signature



